


DI-M9305

Digital Single Riser Output Module



Description

DI-M9305 Digital Single Riser Output Module is designed to control the powering route, switches on and off the supply to end devices.

Features and Benefits

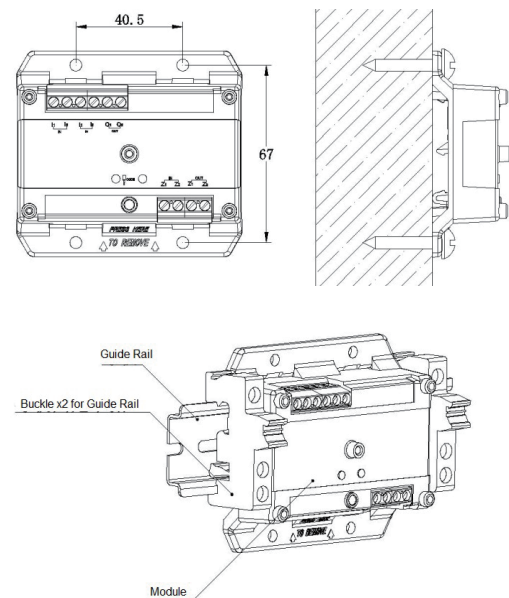
- Output port monitored with 47KΩ EOLR.
- Double-contact relay switching 2 lines together
- Electronically addressed. Addresses can be modified in field
- Rail mount or surface mount

Certificates and Compliance

- Standards: UL864 / NFPA [70.72]
- Certifications: UL
- WEEE & RoHS Compliant

Installation

The installation points of the module are shown below, Wall-mount and Rail-mount. DIN-35mm rail is applicable.



Terminals and Recommended Cabling

(Z1, Z2) IN & OUT: Loop (SLC) connection, In & Out, non-polarized
 (I1, I2) IN & OUT: Power source input terminals
 O1, O2: Output terminals, polarity depends on connected device and input terminals
 Recommended Cabling: Minimum 17 AWG, Maximum 14AWG twisted pair cable, and subject to local codes.

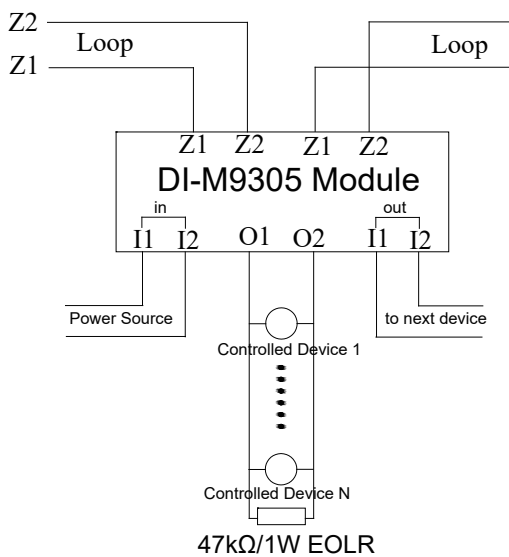
Application

The module is electronically programmable. Set the address and output parameter by handheld programmer P-9910B. The output line can be set monitored (default) or not.

Parameter (Function-3)	Input Mode
1	No
Other numbers (Default)	Yes

The operation can be done either through the clips-link to the terminals (Z1&Z2), or through the earphone-link to the 3.5mm code-jack.

A typical application connection is shown below. The polarity of O1O2 is same as I1I2.



Technical Specification

Operating Voltage (Loop)	24VDC (16VDC - 28VDC) Power Limited
Power Voltage	Maximum 30VDC Power Limited
Standby Current	≤ 0.26mA (Loop)
Action Current	≤ 0.5mA (Loop)
Output Capacity	2A @ 30 VDC, 0.35PF
Programming	Electronically addressing
Address Range	1 address, from 1 to 242
Indicator	Feedback LED: RED, illuminates when the relay is activated, turns off as loop power cuts down, flashes in other states. Fault LED: Yellow, flashes 0.5s/on and 0.5s/off when output fault occurs, quiet in other states.
Ingress Protection Rating	IP30 (not tested by UL)
Operating Temperature	0°C ~ +49°C
Relative Humidity	≤ 93%, Non Condensing
Material and Color of Enclosure	ABS, white (RAL9016)
Dimension (L×W×H)	85.3mm×78mm×33mm
Weight	About 66.6g

Accessories and Tools



Part No.:	P-9910B
Device name:	Handheld Programmer
Product No.:	10104894

Order Information and Compatible Products

Part No.	DI-M9305
Device Name	Digital Single Riser Output Module
Product No.	10105376
Compatible Panel	GST-M200 Intelligent Fire Panel GST-IFP4M Intelligent Fire Panel