


DI-M9204 Digital Manual Call Point



Description

Connecting to the loop of GST fire alarm system, DI-M9204 Digital Manual Call Point is suitable for public places. When there is a fire, pressing the glass on this MCP can send fire signal to fire alarm control panel. After receiving the signal, the control panel will show address information of the MCP and generate alarm sound.

Features and Benefits

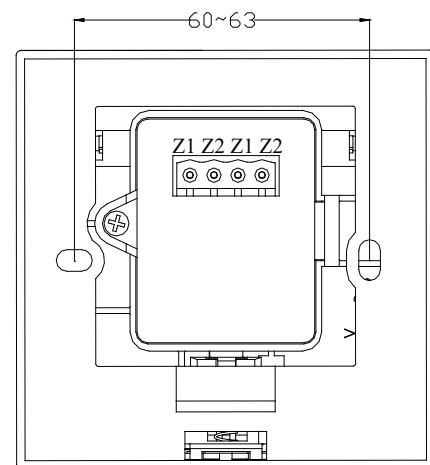
- Electronically addressed. The address can be modified in field.
- Alarming by pressing, reset by a special key
- Plug-in structure
- Comply with UL38

Certificates and Compliance

- Standards: UL38
- Certifications: UL
- WEEE & RoHS Compliant

Terminals and Installation Holes

Terminals on the MCP are shown below.



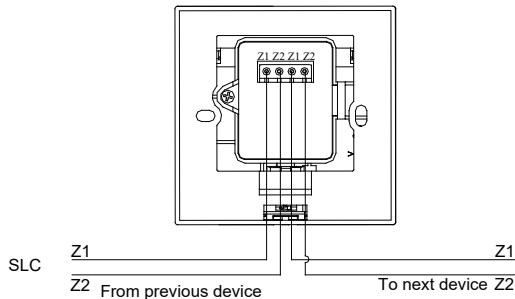
Z1, Z2: Connecting to the loop of control panel, non-polarized

Recommended Cabling

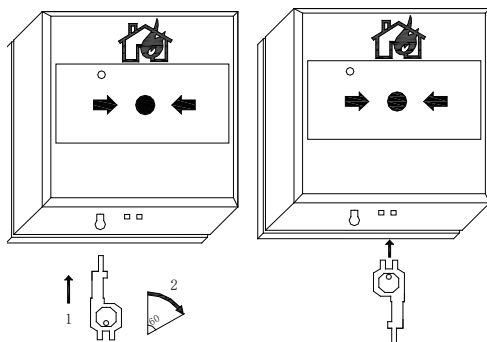
17AWG ~ 14AWG fire cable is recommended, but subject to local codes.

Application

The typical connection of the MCP is shown below.



A key is provided to reset and unlock the MCP
 To reset the pushed MCP, vertically insert the key into the key-hole, push in and turn it clockwise, the glass should be rebounded.
 To unlock (uninstall) the MCP body, insert the forked key and pushing it home. Then the body will be separated from the base or the back box.



A test tool is provided as spare part. The test tool is used to keep continuity during commissioning or maintenance when MCP is not installed, so that cable test can be carried out easily and make the circuit completed.

Order Information and Compatible Products

Part No.	DI-M9204
Device Name	Digital Manual Call Point
Product No.	10104857
Compatible Products	GST-M200 Intelligent Fire Panel GST-IFP4M Intelligent Fire Panel

Technical Specification

Operating Voltage	Loop 24V (16V ~ 28V)
Standby Current	≤0.6mA
Alarm Current	≤ 1.8mA
Indicator	Red. Flashes every 3s normally. Steadily Illuminates after alarm.
Type of Initiating Part	Reusable
Initiating Mode	Pressing the action plate manually
Resuming Mode	Manually resumed by a special key
Programming Mode	Electronically addressed
Address Range	Occupying one address, selectable within 1~242.
Wiring	Polarity-insensitive two-wire
Ingress Protection Rating	IP43
Environmental Temperature	14°F (-10°C) ~ 122°F (+50°C)
Relative Humidity	≤95%, non condensing
Material of Enclosure	ABS
Dimension (L×W×H)	87.1mm×87.1mm×58.5mm (with back box)
Mounting Hole Distance	60mm
Weight	About 160g (with back box)

Accessories and Tools



Part No.: P-9910B
 Device name: Handheld Programmer
 Product No.: 10104894